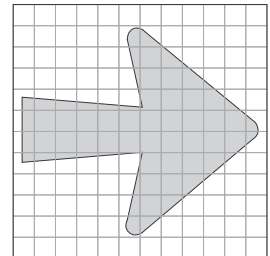


TC2332_1(L)



TC2332_1(R)

Examples



Colour Legend



Class 400 retroreflective blue



Class 400 retroreflective yellow

Notes:

1. Free standing advance diversion markers may be used at a distance in advance of an intersection where there is a change in direction to the Diversion Route.
2. * Insert appropriate distance.
3. Use left or right arrow as appropriate.



**Queensland
Government**

TRAFFIC INSTRUCTION SIGN
"DIVERSION ROUTE MARKER -
ADVANCE INTERSECTION"

Department of Transport and Main Roads
Infrastructure Management & Delivery Division

APPROVED AS OFFICIAL TRAFFIC SIGN

A/PRINCIPAL ENGINEER
(Traffic Engineering Practice)

27/02/25
Date

TC2332_1

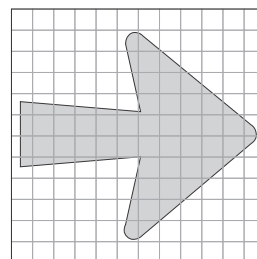
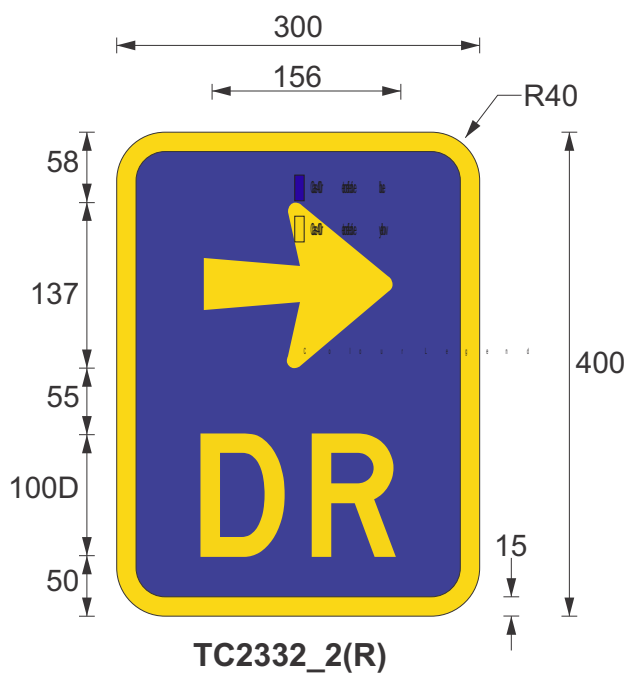
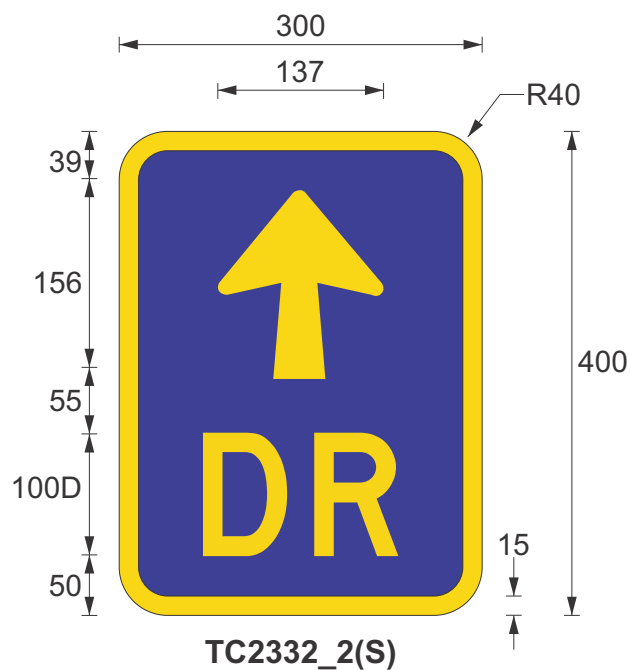
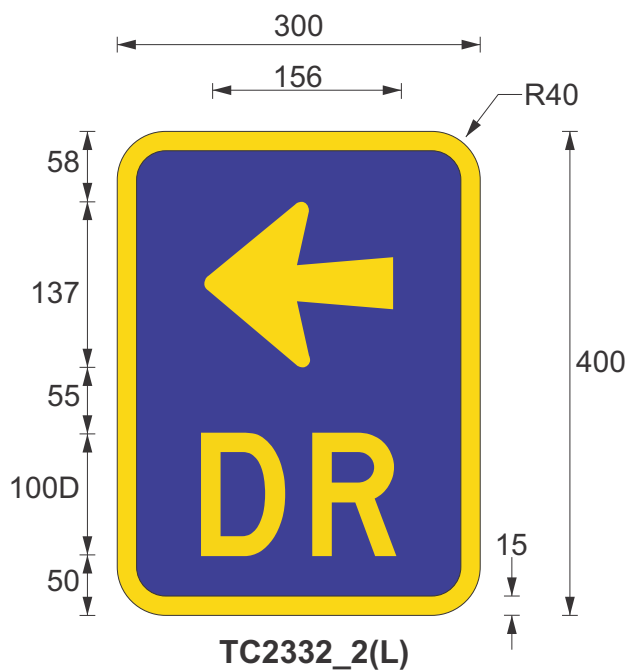
Page 1/3

Designed
RH 06/20

Checked
FK 02/25

Scale
Not to Scale

A	B			
---	---	--	--	--



Colour Legend

- Class 400 retroreflective blue
- Class 400 retroreflective yellow

Note: Free standing intersection markers may be used at intersections, to advise motorists of a change of direction to the diversion route.



**Queensland
Government**

TRAFFIC INSTRUCTION SIGN “DIVERSION ROUTE MARKER - INTERSECTION”

Department of Transport and Main Roads
Infrastructure Management & Delivery Division

APPROVED AS OFFICIAL TRAFFIC SIGN

TC2332_2

Designed
RH 06/20

Checked
FK 02/25

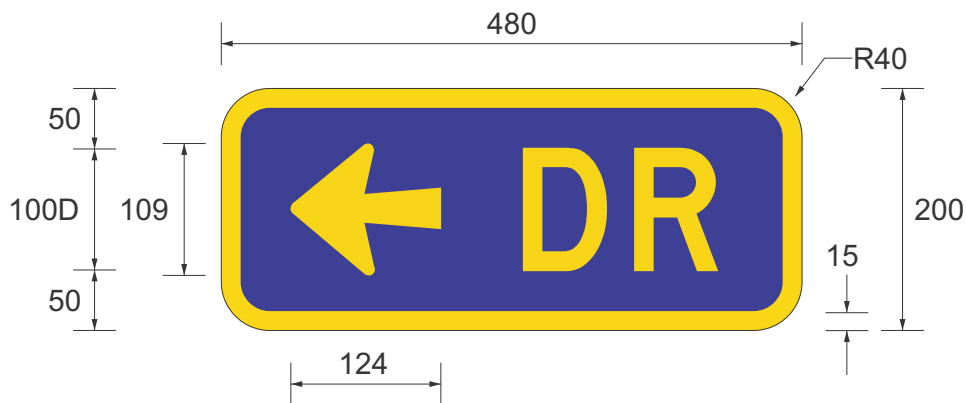
Scale
Not to Scale

A/PRINCIPAL ENGINEER
(Traffic Engineering Practice)

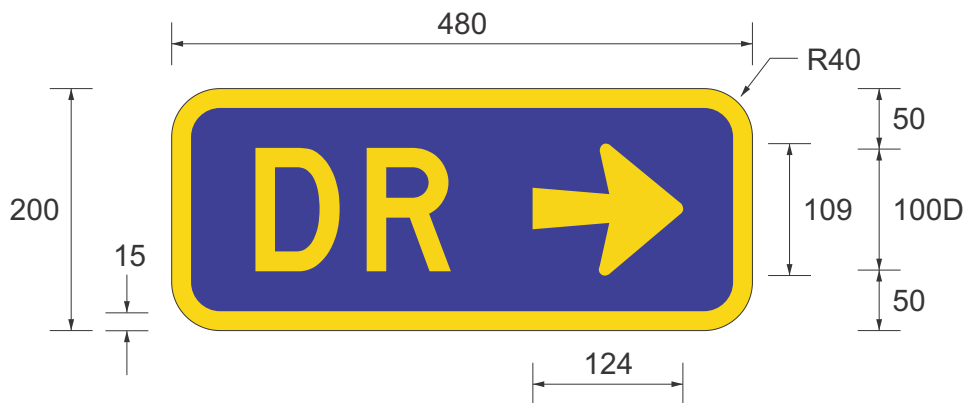
27/02/25
Date

Page 2/3

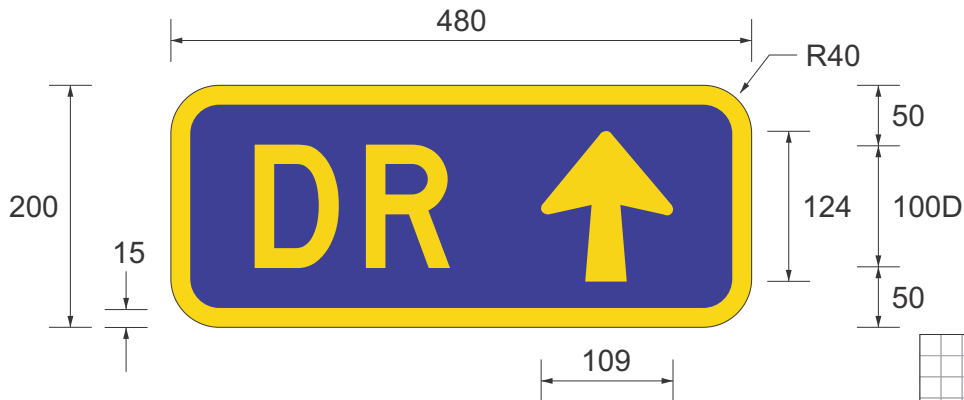
A	B			
---	---	--	--	--



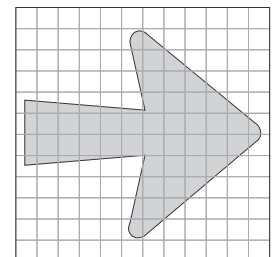
TC2332_3(L)



TC2332_3(R)



TC2332_3(S)



Colour Legend

- Class 400 retroreflective blue
- Class 400 retroreflective yellow

Note: Free standing intersection markers may be used at intersections, to advise motorists of a change of direction to the diversion route.



**Queensland
Government**

TRAFFIC INSTRUCTION SIGN "DIVERSION ROUTE MARKER - DIRECTION"

Department of Transport and Main Roads
Infrastructure Management & Delivery Division

APPROVED AS OFFICIAL TRAFFIC SIGN

27/02/25
Date

A/PRINCIPAL ENGINEER
(Traffic Engineering Practice)

TC2332_3

Page 3/3

Designed
RH 06/20

Checked
FK 02/25

Scale
Not to Scale

A	B			
---	---	--	--	--